

Prevalence and Leaves Due to Long- and Short-Term Disability and Workers' Compensation for Employees with Cancer

Richard A Brook, MS, MBA^{1, 2, 3}; Nathan L Kleinman, PhD⁴; Ian A Beren, BS⁴.

¹Better Health Worldwide, Newfoundland, NJ. ²The National Payor Roundtable, Glastonbury, CT. ³National Association of Specialty Pharmacy, Washington, DC. ⁴Workpartners, LLC, Loveland, CO.

Background

- United States (US) employee benefits include:
 - Sick Leave (SL) for paid time off, generally without a specific reason.
 - Short- and Long-term Disability (STD and LTD, respectively) for non-work-related injuries/illnesses.
 - Workers' Compensation (WC) for work-related injuries/illnesses.
- Absences due to SL, STD, LTD, and WC can have significant impact on business performance.
- Employers are intensifying efforts to manage these benefits and make connections with employee health.
- The 2020 Kaiser Family Foundation survey on employer health benefits¹ provides an excellent overview of typical employer coverage for direct medical and prescription costs.
 - It did not include any information on Sick Leave, Short- and Long-term Disability or Workers' Compensation.
- Published research on absence costs and lost time often inappropriately uses:
 - Proxies and subjective data (from surveys) to estimate absences, which:
 - Are subject to recall issues.
 - May report absences or impairments that didn't occur during their work hours.
 - Constant dollars and fixed salary-replacement percentages to estimate absence costs across benefits and diseases.
- This study compares all-cause STD, LTD, and WC utilization and explores changes from baseline for employees with cancer.

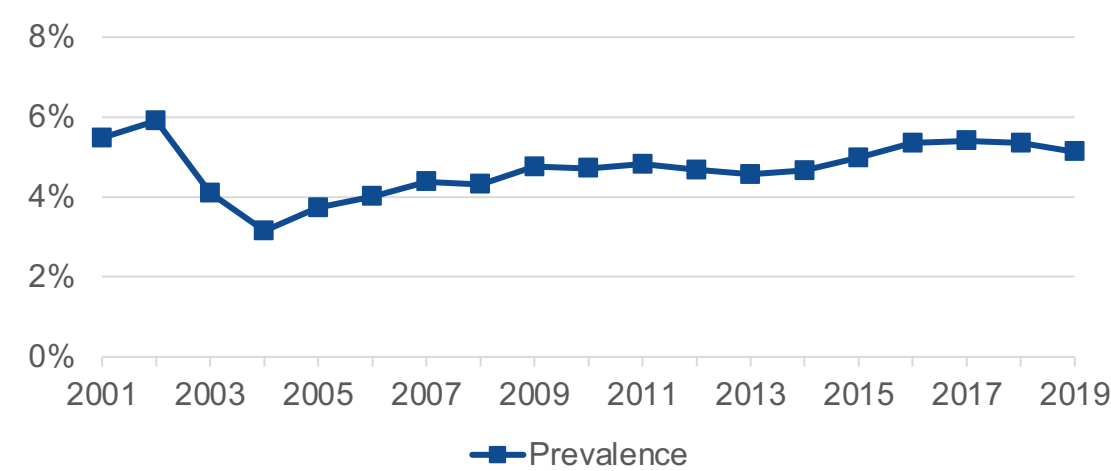
Study Population

- US employees within the Workpartners (formerly HCMS) Research Reference Database (RRDb) from 2001–2019.
- Workpartners RRDb contains:
 - Medical and pharmaceutical claims for over 3 million employees and dependents from multiple US private sector employers in the medical, retail, service, manufacturing, transportation, energy, technology, financial, and utility industries.
 - Enhanced employee demographics (including self-reported race).
 - Job-related employee information (salary, job type, full/part-time status, exempt/non-exempt status).
 - Employees in all states.
 - Claims with absence durations and payments for employee populations eligible for STD=1.2 million, LTD=1.1 million, WC=1.4 million, SL=710,000.
- The Workpartners RRDb has been used for research in:
 - Specialty pharmacy-managed conditions such as hepatitis-C,^{2,3} rheumatoid arthritis,⁴ acromegaly⁵ and multiple sclerosis.^{6,7}
 - Various other conditions.

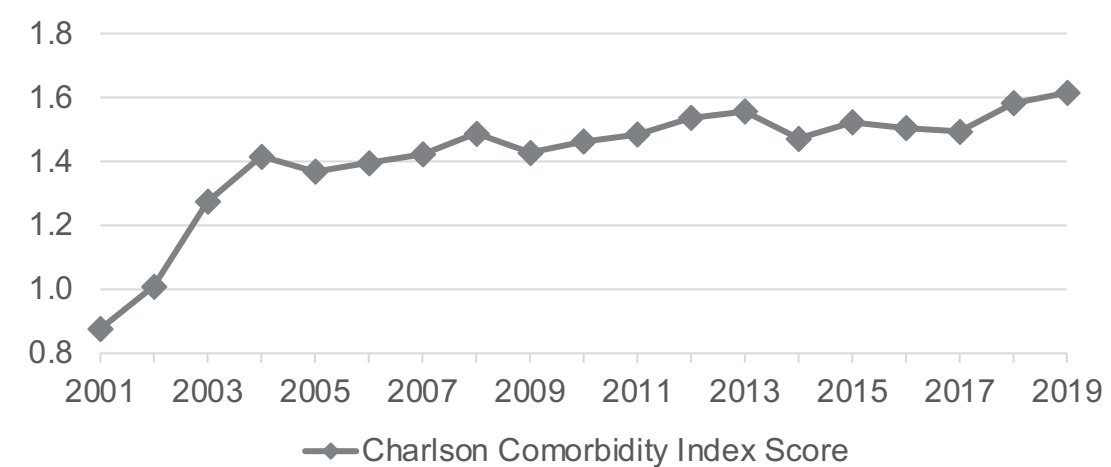
Methods

- Retrospective analysis of US employees in each year with medical claims in the Workpartners RRDb from the US Agency for Healthcare Research and Quality (AHRQ) oncology (ONC) cancer category.
- For cancer conditions, each year the analysis focused on:
 - The prevalence and Charlson Comorbidity Index score⁸ for each year's population.
 - The percent of eligible employees utilizing each benefit.
 - Mean days of leaves.
 - Median payments as a percent of salary.
- Short- and Long-term Disability and Workers' Compensation payments included lump-sum distributions and potentially extended beyond the year initially incurred.
- Workplace accidents were paid under the Workers' Compensation benefit.
- Excluded claims:
 - Workers' Compensation claims without absence from work (medical only).
 - Sick Leave claims may be taken for any reason and were excluded.
- All employees' absences were aggregated based on the initiation year.
- For each benefit, average days of leaves and median payment were calculated and compared with baseline (2001).

Annual Disease Prevalence

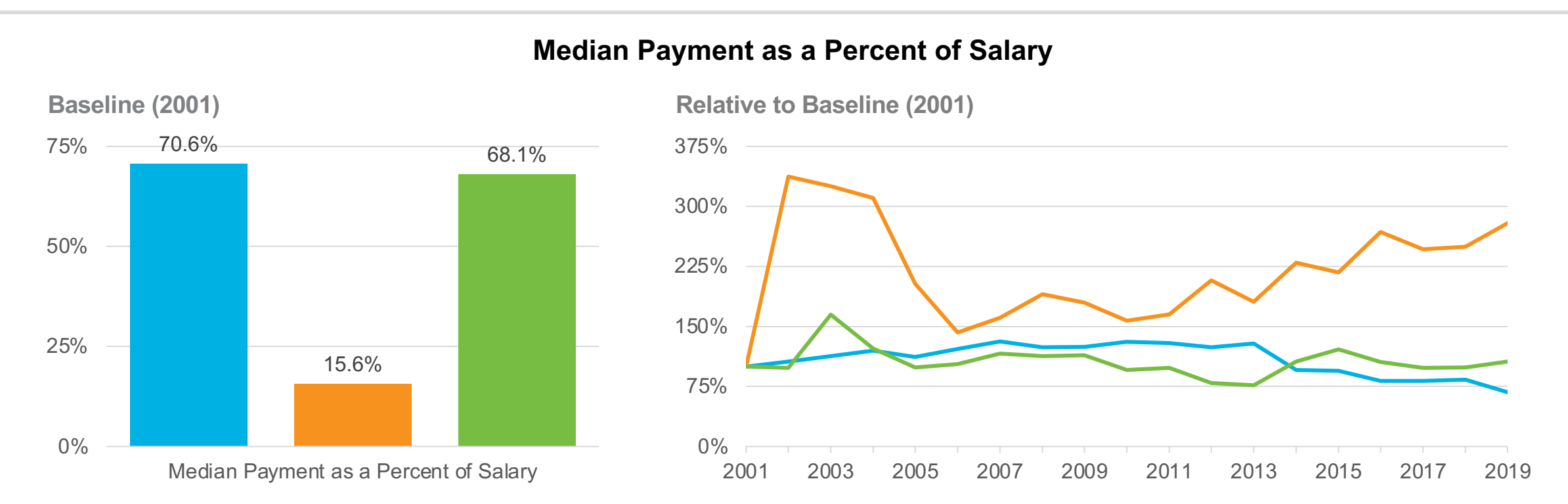
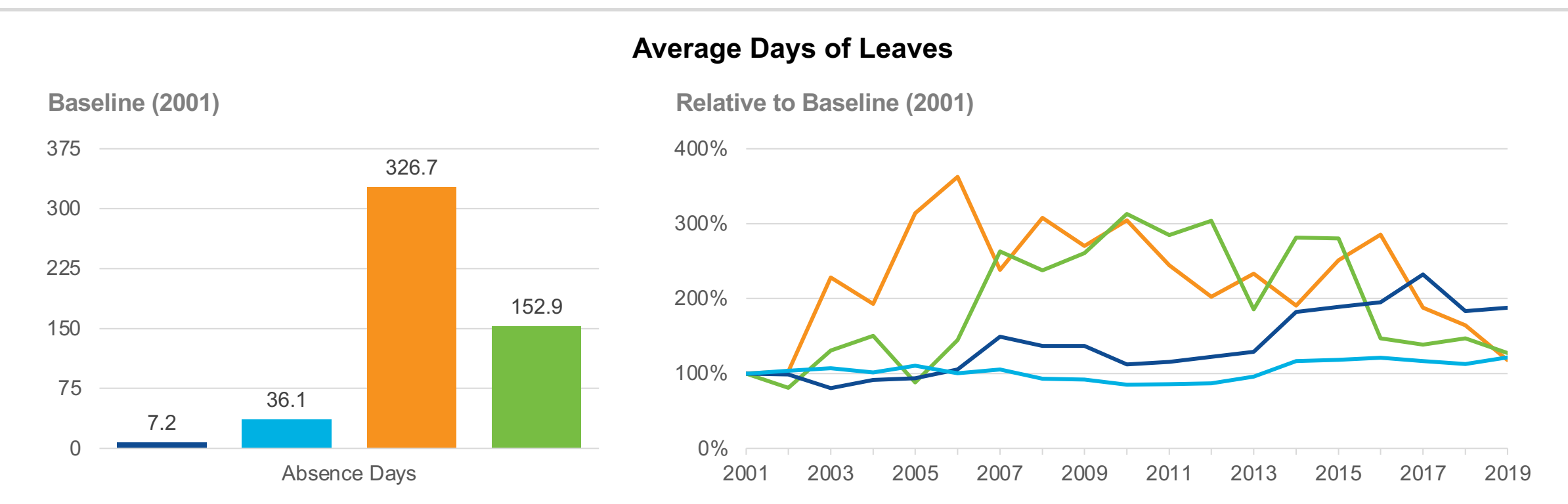
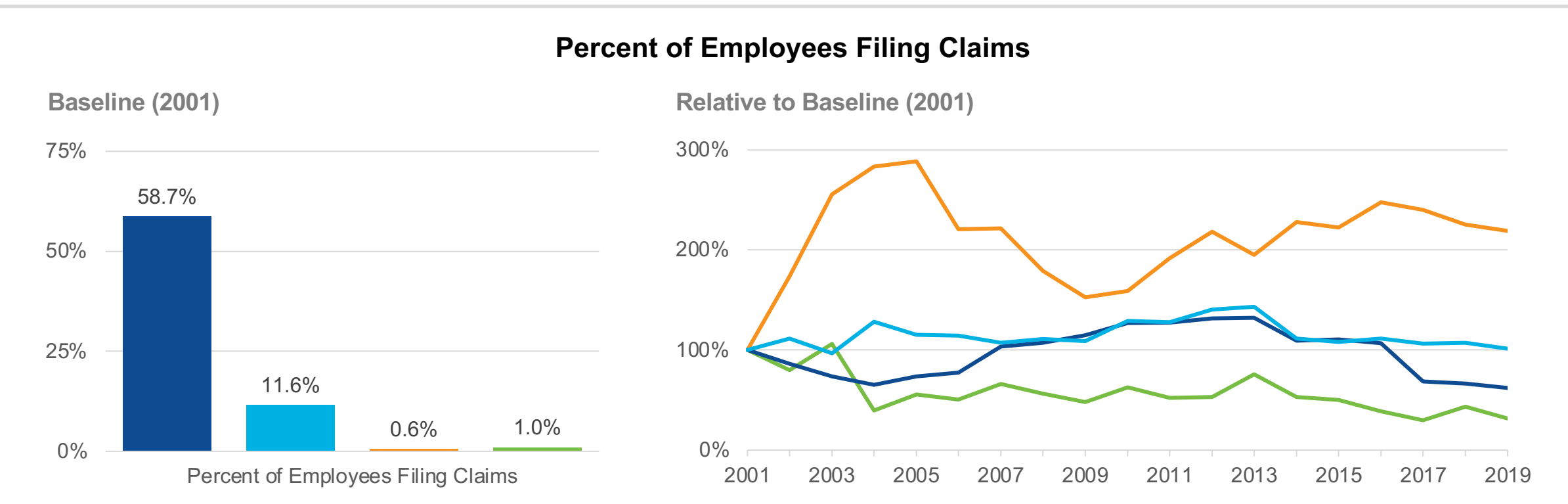


Annual Charlson Comorbidity Index Scores



Results

Legend: Sick Leave (Blue), Short-term Disability (Cyan), Long-term Disability (Orange), Workers' Compensation (Green)



Most Impacted Years

	STD	LTD	WC
Highest median payments	2010	2002	2003
Most days of leaves	2019	2006	2010

- Sick leave payments are equal to salary. The most sick days were taken in 2017.

Conclusions

- The percent of employees with cancer conditions and related disease categories has been increasing since 2004 and the percent of employees filing claims varies by benefit.
- For each benefit, the days of leave and payments as a percent of salary vary over time.
- Using a constant cost or salary replacement factor over time for all benefits is not accurate or appropriate.

Implications for Policy or Practice

- Coordination of benefits is important.
- Analysis of the impact of workplace accident and disability leaves and payments, by using a constant salary-replacement factor, is inappropriate.
- Person-level data by year and benefit should be used.

References

- The 2020 Kaiser Family Foundation Survey of Employer Health Benefits. Available at: http://files.kff.org/attachment/Report_Employer-Health-Benefits-2020-Annual-Survey.pdf.
- Jun S, et al. *Hepatology*. 2010;52(2):436-42
- Baran RW, et al. *J Med Econ*. 2015;18(9):691-703.
- Kleinman NL, et al. *J Occup Environ Med*. 2013;55(3):240-4.
- Ribeiro-Oliveira A Jr, et al. *J Med Econ*. 2021;24(1):432-439.
- Brook RA, et al. *Curr Med Res Opin*. 2009;25(6):1469-76.
- Hersh CM, et al. *J Med Econ*. 2021;24(1):479-486.
- Charlson ME, et al. *J Chronic Dis*. 1987;40:373-83.

